



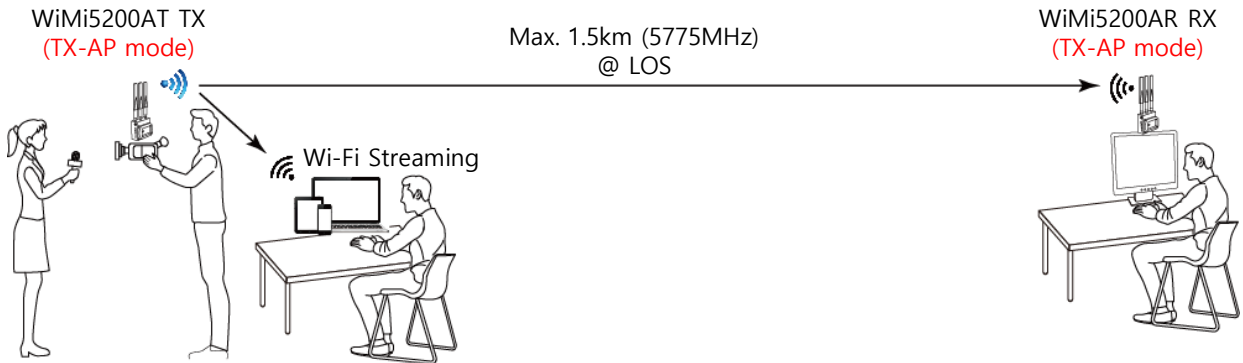
WiMi5200AT/R Setup



November, 2019

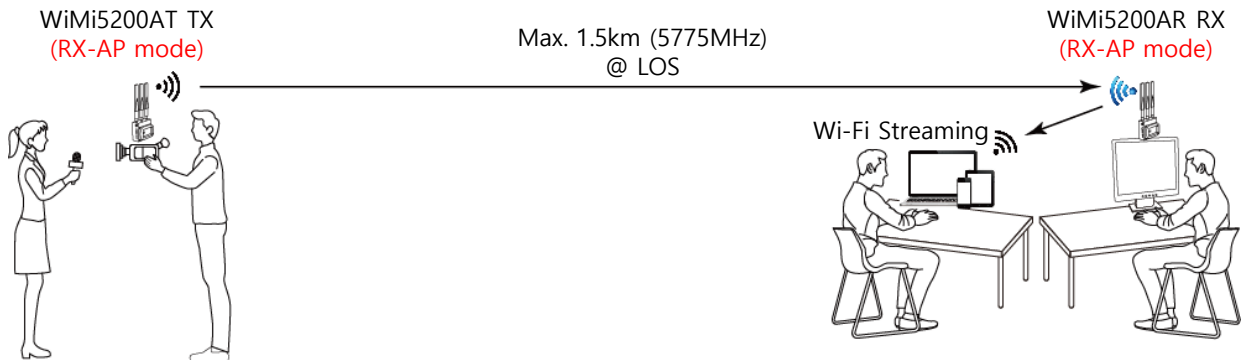
WiMi5200A Operation Modes

TX-AP mode: TX works as an AP (Typical Operation)

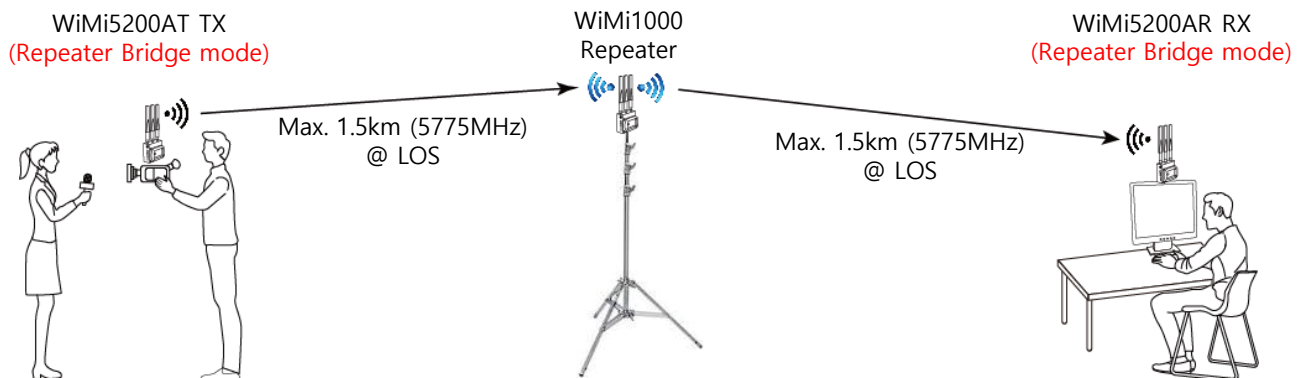


RX-AP mode: RX works as an AP

Note: Transmission distance between TX and RX can be reduced when Wi-Fi devices are connected to the RX and streamed from it.

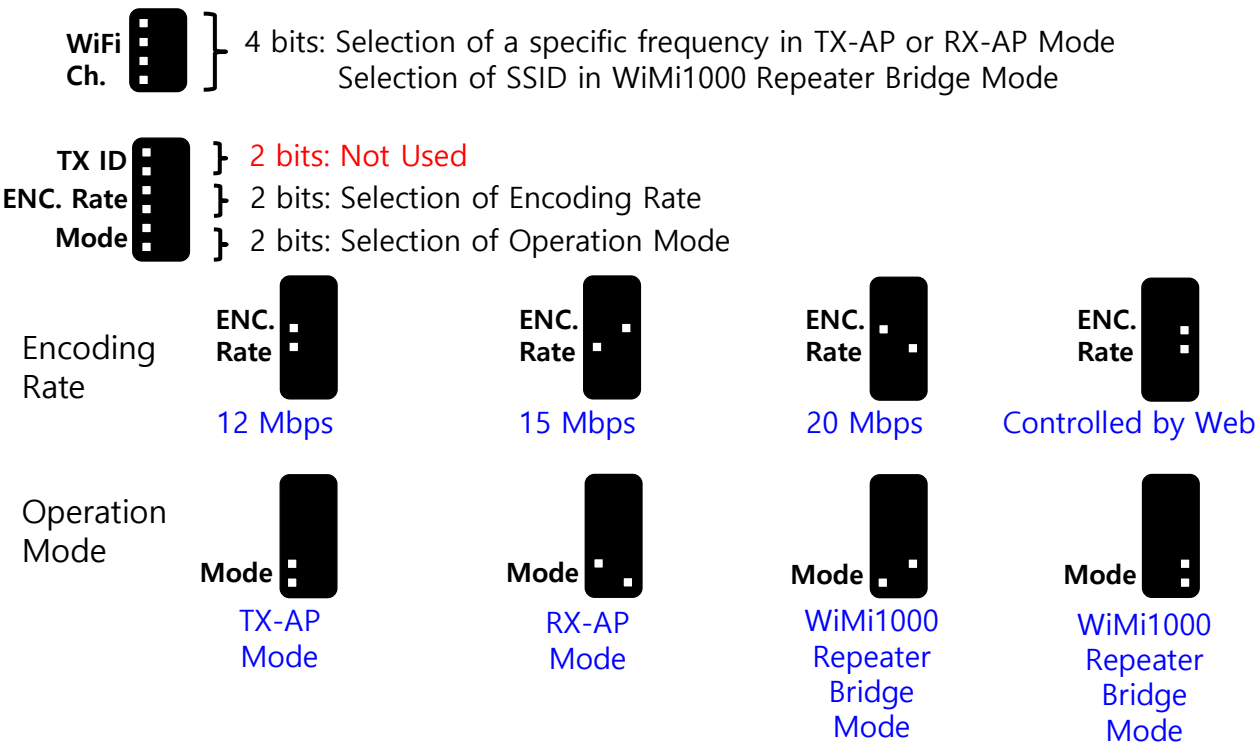


WiMi1000 Repeater Bridge mode: Both TX & RX work as a Station

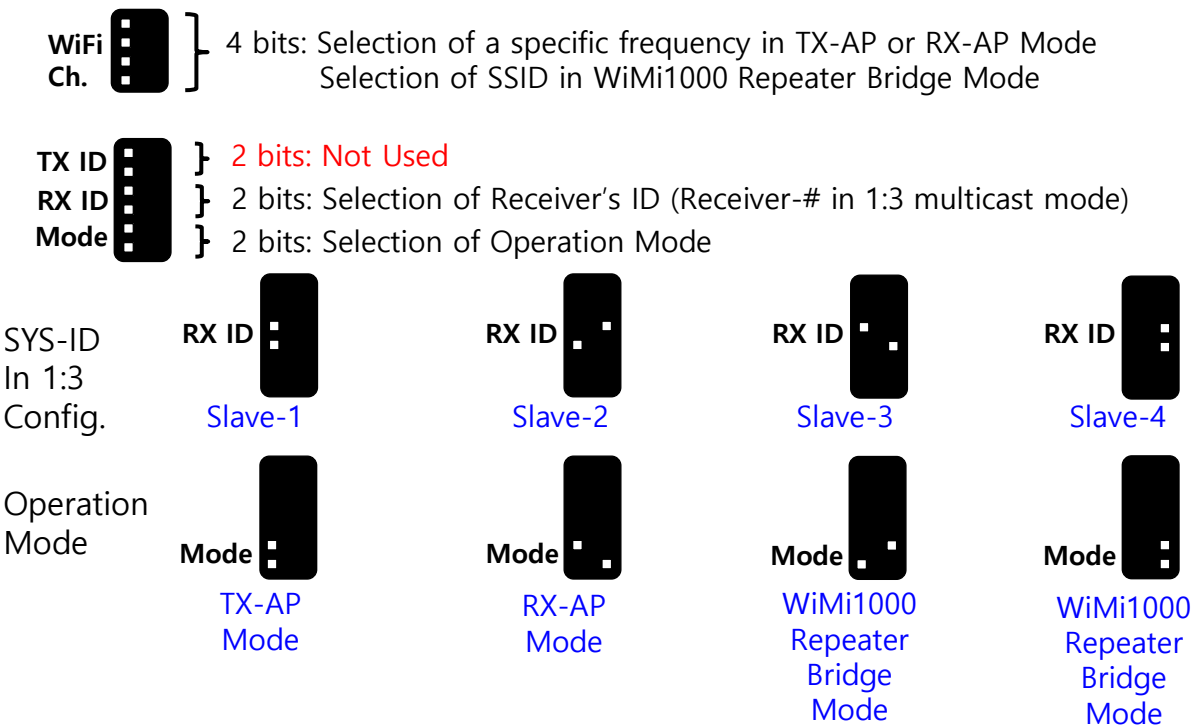


DIP Switch Configuration

WiMi5200AT(Transmitter, TX)



WiMi5200AR(Receiver, RX)



FCC - WiMi5200AT/R Wi-Fi Ch. Selection (TX-AP, RX-AP Mode)



SSID: WiMi5000_00 01 02 03 04 05 06 07 08 09 10 11 12 13 14 15

FCC - SSID Number vs Ch./Frequency Table (TX-AP, RX-AP Mode)

SSID	Ch. No. (Freq.)	SSID	Ch. No. (Freq.)	SSID	Ch. No. (Freq.)	SSID	Ch. No. (Freq.)
WiMi5000_00	42 (5210)	WiMi5000_04	58 (5290)	WiMi5000_08	122 (5610)	WiMi5000_12	155 (5775)
WiMi5000_01	42 (5210)	WiMi5000_05	106 (5530)	WiMi5000_09	138 (5690)	WiMi5000_13	155 (5775)
WiMi5000_02	42 (5210)	WiMi5000_06	106 (5530)	WiMi5000_10	138 (5690)	WiMi5000_14	155 (5775)
WiMi5000_03	58 (5290)	WiMi5000_07	122 (5610)	WiMi5000_11	138 (5690)	WiMi5000_15	165 (5825)

- * SSID for **RX-AP** mode will be **WiMi5000R_XX**.
- * The above DIP switch setting of 4-bits on both TX and RX must be same each other.

FCC - WiMi5200AT/R SSID Selection (WiMi1000 Repeater Bridge Mode)

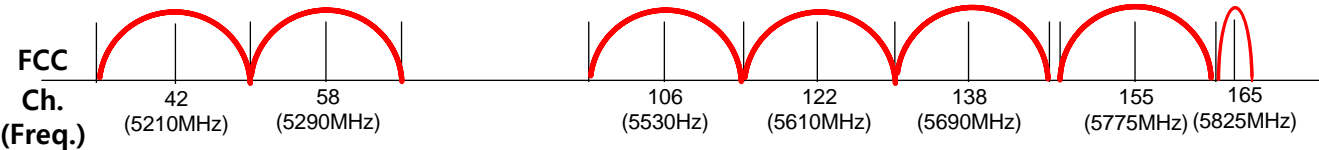


SSID: Bridge_00 01 02 03 04 05 06 07 08 09 10 11 12 13 14 15

- * The above DIP switch setting of 4-bits must be same with the WiMi1000's SSID setting.
- * The real operating Wi-Fi frequency will be determined by the WiMi1000's SSID setting.

FCC - SSID Number vs Ch./Frequency Table (WiMi1000 Repeater Bridge Mode)

SSID	Ch. No. (Freq.)	SSID	Ch. No. (Freq.)	SSID	Ch. No. (Freq.)	SSID	Ch. No. (Freq.)
Bridge_00	42 (5210)	Bridge_04	58 (5290)	Bridge_08	122 (5610)	Bridge_12	155 (5775)
Bridge_01	42 (5210)	Bridge_05	106 (5530)	Bridge_09	138 (5690)	Bridge_13	155 (5775)
Bridge_02	42 (5210)	Bridge_06	106 (5530)	Bridge_10	138 (5690)	Bridge_14	155 (5775)
Bridge_03	58 (5290)	Bridge_07	122 (5610)	Bridge_11	138 (5690)	Bridge_15	165 (5825)



CE - WiMi5200AT/R Wi-Fi Ch. Selection (TX-AP, RX-AP Mode)



SSID: WiMi5000E_00 01 02 03 04 05 06 07 08 09 10 11 12 13 14 15

CE - SSID Number vs Ch./Frequency Table (TX-AP, RX-AP Mode)

SSID	Ch. No. (Freq.)	SSID	Ch. No. (Freq.)	SSID	Ch. No. (Freq.)	SSID	Ch. No. (Freq.)
WiMi5000E_00	42 (5210)	WiMi5000E_04	58 (5290)	WiMi5000E_08	106 (5530)	WiMi5000E_12	138 (5690)
WiMi5000E_01	42 (5210)	WiMi5000E_05	58 (5290)	WiMi5000E_09	122 (5610)	WiMi5000E_13	138 (5690)
WiMi5000E_02	42 (5210)	WiMi5000E_06	106 (5530)	WiMi5000E_10	122 (5610)	WiMi5000E_14	138 (5690)
WiMi5000E_03	58 (5290)	WiMi5000E_07	106 (5530)	WiMi5000E_11	122 (5610)	WiMi5000E_15	138 (5690)

- * SSID for **RX-AP** mode will be **WiMi5000RE_XX**.
- * The above DIP switch setting of 4-bits on both TX and RX must be same each other.

CE - WiMi5200AT/R SSID Selection (WiMi1000 Repeater Bridge Mode)

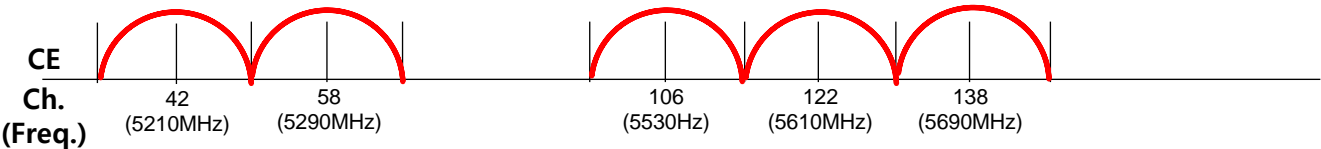


SSID: BridgeE_00 01 02 03 04 05 06 07 08 09 10 11 12 13 14 15


- * The above DIP switch setting of 4-bits must be same with the WiMi1000's SSID setting.
- * The real operating Wi-Fi frequency will be determined by the WiMi1000's SSID setting.

CE - SSID Number vs Ch./Frequency Table (WiMi1000 Repeater Bridge Mode)

SSID	Ch. No. (Freq.)	SSID	Ch. No. (Freq.)	SSID	Ch. No. (Freq.)	SSID	Ch. No. (Freq.)
BridgeE_00	42 (5210)	BridgeE_04	58 (5290)	BridgeE_08	106 (5530)	BridgeE_12	138 (5690)
BridgeE_01	42 (5210)	BridgeE_05	58 (5290)	BridgeE_09	122 (5610)	BridgeE_13	138 (5690)
BridgeE_02	42 (5210)	BridgeE_06	106 (5530)	BridgeE_10	122 (5610)	BridgeE_14	138 (5690)
BridgeE_03	58 (5290)	BridgeE_07	106 (5530)	BridgeE_11	122 (5610)	BridgeE_15	138 (5690)



Japan - WiMi5200AT/R Wi-Fi Ch. Selection (TX-AP, RX-AP Mode)



SSID: WiMi5000J_00 01 02 03 04 05 06 07 08 09 10 11 12 13 14 15

Japan - SSID Number vs Ch./Frequency Table (TX-AP, RX-AP Mode)

SSID	Ch. No. (Freq.)	SSID	Ch. No. (Freq.)	SSID	Ch. No. (Freq.)	SSID	Ch. No. (Freq.)
WiMi5000J_00	42 (5210)	WiMi5000J_04	58 (5290)	WiMi5000J_08	106 (5530)	WiMi5000J_12	122 (5610)
WiMi5000J_01	42 (5210)	WiMi5000J_05	58 (5290)	WiMi5000J_09	122 (5610)	WiMi5000J_13	134 (5670)
WiMi5000J_02	42 (5210)	WiMi5000J_06	106 (5530)	WiMi5000J_10	122 (5610)	WiMi5000J_14	134 (5670)
WiMi5000J_03	58 (5290)	WiMi5000J_07	106 (5530)	WiMi5000J_11	122 (5610)	WiMi5000J_15	134 (5670)

- * SSID for **RX-AP** mode will be **WiMi5000RJ_XX**.
- * The above DIP switch setting of 4-bits on both TX and RX must be same each other.

Japan - WiMi5200AT/R SSID Selection (WiMi1000 Repeater Bridge Mode)



SSID: BridgeJ_00 01 02 03 04 05 06 07 08 09 10 11 12 13 14 15

- * The above DIP switch setting of 4-bits must be same with the WiMi1000's SSID setting.
- * The real operating Wi-Fi frequency will be determined by the WiMi1000's SSID setting.

Japan - SSID Number vs Ch./Frequency Table (WiMi1000 Repeater Bridge Mode)

SSID	Ch. No. (Freq.)	SSID	Ch. No. (Freq.)	SSID	Ch. No. (Freq.)	SSID	Ch. No. (Freq.)
BridgeJ_00	42 (5210)	BridgeJ_04	58 (5290)	BridgeJ_08	106 (5530)	BridgeJ_12	122 (5610)
BridgeJ_01	42 (5210)	BridgeJ_05	58 (5290)	BridgeJ_09	122 (5610)	BridgeJ_13	134 (5670)
BridgeJ_02	42 (5210)	BridgeJ_06	106 (5530)	BridgeJ_10	122 (5610)	BridgeJ_14	134 (5670)
BridgeJ_03	58 (5290)	BridgeJ_07	106 (5530)	BridgeJ_11	122 (5610)	BridgeJ_15	134 (5670)

